



Freedom!

"Christ has set us free. He wants us to enjoy freedom. So stand firm.
Don't let the chains of slavery hold you down"
(Galatians 5:1).



Children's Sermon

By Brenda Carpenter



You will need to have available a Bible and an American flag for today's sermon.

"Today I have two different things that will teach us about freedom. Can anyone tell me what freedom means to them? (Allow the children some time to think about this and respond. Younger children may need a little help.)

(Hold up the American Flag) When we look at the American Flag, it represents the freedom we have here in America. We are free to worship God here in our country. This means that we can go to a restaurant with our family and bow our heads to pray for our meal. We are also free to go to different places anytime we want. Unfortunately, in some countries, leaving your own home is not allowed. We are so blessed here in America because we are free to go on vacations and visit our family any time we want.

The flag reminds me of the freedom we have in America. There is something else that reminds me of my freedom. (Hold up the Bible) That's right, it is the Bible. It reminds me of the freedom I have in Christ. What do you think this means? Why does it remind us of freedom? (Give the children time to respond) Jesus Christ came to set us free of our sins so we can live with Him forever. We need to stand firm in our freedom in Christ and let others know that they, too, can be free.

Our song today was written by some godly people who not only believed in the flag but also believed in God and the Bible. That is why the song says "One Nation Under God."

While we sing this song together, let's put our hands over our hearts just like we do when we say our pledges.



Song: Patriotic Medley

(Music by Mary Rice Hopkins)

(Words Public Domain)

I pledge allegiance to the flag
Of the United States of America
And to the Republic for which it stands
One nation under God
Indivisible with liberty and justice for all

Oh beautiful for spacious skies
For amber waves of grain
For purple mountain majesties
Above the fruited plains

America, America
God shed His grace on thee
And crown thy good
With brotherhood
From sea to shining sea

Oh beautiful for heroes proved
In liberating strife
Who more than self the country loved
And mercy more than life

America, America
God shed His grace on thee
And crown thy good
With brotherhood
From sea to shining sea

America
God shed Your grace
America...
God shed Your grace
America

ASCAP. All rights reserved. International copyright secured.
(Arranged by Mary Rice Hopkins)

Celebration ~ Art

Every Fourth of July we celebrate our freedom here in America with fireworks and picnics. Today we are going to be making our own fireworks display.

Have your art area FULL of different art materials for the children to use:



- Paper
- Red, White, and Blue paint
- Different items for the children to paint with (Sponges, brushes, netting, Kushballs, use your imagination)
- Stars, streamers, confetti
- Glue, scissors, tape, stapler
- Paper crosses cut out with today's verse printed on them

After the children have made their celebration creation, help them glue their crosses front and center on their papers. Talk about how we can not have a celebration without one very important person--Jesus Christ. Without Him we are not totally free.

Fingerprints Flag ~ Craft

Everyone loves to finger paint, even adults. So get out the table covering, old clothes, and hand wipes and get ready for some fun.

You Will Need:

- Red, White, and Blue paint
- Paper
- Star stickers
- Bubble wrap (optional)



To help the younger children with lines for the flag, you may want to have a flag pre-printed on the paper for them to follow.


Dip your fingers into the paint and dot across the paper making red and white stripes. Then dip your fingers into the blue paint to make the box in the top left corner. Once dry, add your stars to the flag.

Another option is to cut out bubble wrap in a rectangle shape. Have the child paint the "bubbles" the colors to make a flag. Once dry, add the stars to the bubbles in the top left corner. Hang in a window and enjoy.

I am Free ~ Snack

Have available today cross-shaped sugar cookies. Let the children decorate their crosses with frosting and sprinkles.

Remember, without Christ we are NOT TOTALLY FREE!



Closing Prayer

Dear Heavenly Father, we thank you for our country where we can worship you freely. It is an honor that we don't want to take for granted. Thank you for sending us Your one and only Son, Jesus Christ, so we can be free from sin. Help us to stand firm in our freedom and not be held down by the sins of the world.

In Jesus' Name, Amen.


www.Maryricehopkins.com

(May be duplicated for personal use and not for publication.)

Layout and design of Mary Rice Hopkins' Newsletter by Linda Stevenson

Great Devotional Resources and Lessons By Mary Rice Hopkins


Patriotic Song



Sing Through the Year
CD

13 LESSONS AND SONGS
Teaching the FRUIT OF THE SPIRIT

New!



Includes
Split Track/Stereo CD




RENEW!
SPLIT
TRACK CD
INCLUDED!

CRAFTS • GAMES • SNACKS
SIMPLE PRAYERS • STORY TIME
OBJECT LESSONS • LYRICS • BIBLE APPLICATION

To accompany In My Garden CD, DVD, Video and Songbook

Pre-K — Second Grade

13 LESSONS and SONGS
Teaching the MIRACLES of JESUS



RENEW!
SPLIT
TRACK CD
INCLUDED!

OBJECT LESSONS • SONG LYRICS
BIBLE APPLICATION • CRAFTS • ACTIVITIES
SNACKS • SIMPLE PRAYERS • STORY TIME


To accompany Miracle Mud products

Pre-K — Second Grade


Soon to Be Released

Workmanship Curriculum

13 Fun Lessons to Teach God's Word



More Great Lessons from Mary Rice Hopkins



www.Maryricehopkins.com

(May be duplicated for personal use and not for publication.)